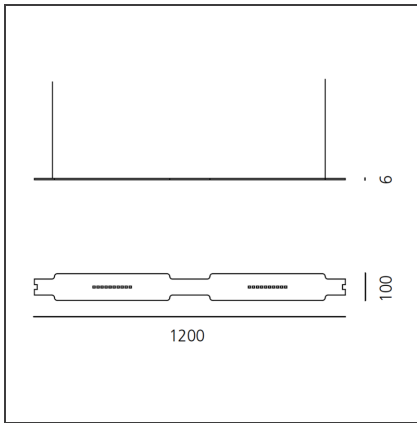


100% Suspension Basic - Black



IP20 

TECHNICAL DRAWINGS



DESIGN BY

Ross Lovegrove

DESCRIPTION

Only 6mm of thickness of the aluminum body. Controlled direct and indirect diffuse emission. Touch dimmer on the module body (Only for 100% Suspension). Independent management of each module even within multiple configurations (Only for 100% Suspension). It is possible to connect up to 7 modules with a single power supply. Mechanical connecting elements (Magnetic) and electrical on the edges of each module. Connection joints 90 ° and 120 °.

FEATURES

Article Code:	DRL1903B09N	Series:	Scenarios
Colour:	Black		
Installation:	Suspension		
Environment:	Indoor		

DIMENSIONS

Length:	cm 120
Width:	cm 0.6
Height:	cm 10
Weight:	cm 1.6

INCLUDED SOURCES

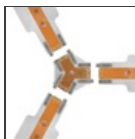
Category:	LED	Color temperature (K):	3000K
Number:	1		
Watt:	32W		
Type:	0		
Class:	A		

LUMINAIRE

Watt:	32W	Delivered lumens output (lm):	2172lm
		CCT:	3000K
		CRI:	80

ACCESSORIES

100% - 90°
Connector Black
DRL1903AKTC109N



100% - 120°
Connector Black
DRL1903AKTC209N




100% - Power
supply kit 40W 1
module Black
DRL1903AKA09



100% - Power
supply kit 120W
2/4 modules Black
DRL1903AKB09



100% - Power
supply kit 320W
5/7 modules Black
DRL1903AKC09



100% - Terminal
head Black
DRL1903ATPC09

NO
IMAGE
AVAILABLE