

Ibis 160

IBIS COLLECTION:

Ibis 160, Ibis 002, Ibis 160-G, Ibis 139,
Ibis 302, Ibis 302B, Ibis 303, Ibis 303B,
Ibis 002-DP, Ibis 002-DR,



Armchair with steel sled frame and technopolymer shell.

STACKABLE

4

WEIGHT

7,5 kg

PACK

0,39 m³


PIECES PER BOX

4

FINISHES SEATING

PP+PET


TECHNOPOLYMER, MULTI-LAYER VARIABLE DENSITY



RAL 9016 Traffic white



RAL 9001 Cream




RAL 7016 Anthracite grey



RAL 8017 Chocolate brown



PANTONE 402 C Turtle-dove



PANTONE 18-1438 Marsala



RAL 7000 Squirrel grey

FRAMES


AC STEEL




RAL 9016
VR Traffic white




RAL 9010
VR Pure white




PANTONE 402 C
VR Turtle-dove




RAL 9006
VR White aluminium



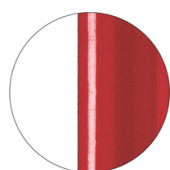
RAL 7016
VR Anthracite grey



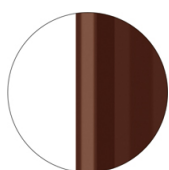
VR Pewter



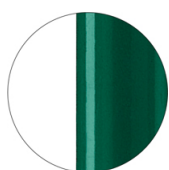
RAL 9005
VR Jet black




RAL 3003
VR Ruby red




RAL 8017
VR Chocolate brown




RAL 6005
VR Moss green



RAL 9005
VR Matt Jet Black




RAL 7037
VR Matt Dusty grey



VR Rough metallic
bronze



CR Chrome



CR S Satin chrome

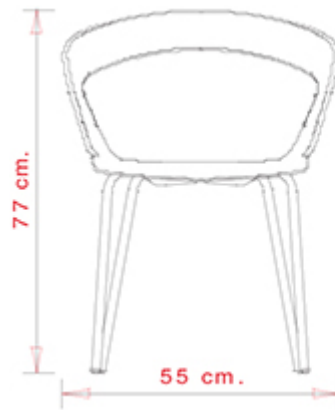
USES

coffee & restaurants, hotels, educational, entertainment, travel, office and waiting areas, retail, health care,

Ibis 002

IBIS COLLECTION:

Ibis 160, Ibis 002, Ibis 160-G, Ibis 139,
Ibis 302, Ibis 302B, Ibis 303, Ibis 303B,
Ibis 002-DP, Ibis 002-DR,



Armchair with 4 legs steel or brushed stainless steel frame and techno-polymer shell.

STACKABLE

4

WEIGHT

5,3 kg

PACK


0,39 m³

PIECES PER BOX

4

FINISHES SEATING

PP+PET TECHNOPOLYMER, MULTI-LAYER VARIABLE DENSITY




RAL 9016 Traffic white



RAL 9001 Cream




RAL 7016 Anthracite grey



RAL 8017 Chocolate brown



PANTONE 402 C Turtle-dove



PANTONE 18-1438 Marsala



RAL 7000 Squirrel grey


FRAMES

AC STEEL



RAL 9016
VR Traffic white

AX STAINLESS STEEL




Brushed


AC STEEL




RAL 9010
VR Pure white




PANTONE 402 C
VR Turtle-dove




RAL 9006
VR White aluminium




RAL 7016
VR Anthracite grey



VR Pewter



RAL 9005
VR Jet black




RAL 3003
VR Ruby red




RAL 8017
VR Chocolate brown




RAL 6005
VR Moss green



RAL 9005
VR Matt Jet Black




RAL 7037
VR Matt Dusty grey



VR Rough metallic
bronze



CR Chrome



CR S Satin chrome

CERTIFICATIONS

- > UNI/EN 1022:1998 - Stabilità (14/04/04)
- > UNI/EN 15373 - Test 1. Carico statico sedile e schienale: 5 (14/04/04)
- > UNI/EN 15373 - Test 10. Prova di fatica sedile e schienale: 5 (14/04/04)
- > UNI/EN 15373 - Test 13. Resistenza a fatica dei braccioli: 5 (14/04/04)
- > UNI/EN 15373 - Test 16. Carico statico sulle gambe anteriori: 5 (14/04/04)
- > UNI/EN 15373 - Test 6. Carico statico orizzontale sui braccioli: 5 (14/04/04)

USES

coffee & restaurants, hotels, educational, entertainment, travel, office and waiting areas, retail, health care,

Ibis 160-G



IBIS COLLECTION:

Ibis 160, Ibis 002, Ibis 160-G, Ibis 139,
Ibis 302, Ibis 302B, Ibis 303, Ibis 303B,
Ibis 002-DP, Ibis 002-DR,



Armchair with steel sled frame and linking device.
Techno-polymer shell.

STACKABLE

4

WEIGHT

7,5 Kg

PACK

0,39 m³


PIECES PER BOX

4

FINISHES SEATING

PP+PET


TECHNOPOLYMER, MULTI-LAYER VARIABLE DENSITY



RAL 9016 Traffic
white



RAL 9001 Cream




RAL 7016 Anthracite
grey



RAL 8017 Chocolate
brown



PANTONE 402 C
Turtle-dove



PANTONE 18-1438
Marsala



RAL 7000 Squirrel
grey

FRAMES


AC STEEL




RAL 9016
VR Traffic white




RAL 9010
VR Pure white




PANTONE 402 C
VR Turtle-dove




RAL 9006
VR White aluminium



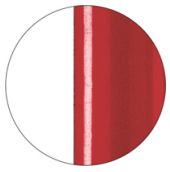
RAL 7016
VR Anthracite grey



VR Pewter



RAL 9005
VR Jet black




RAL 3003
VR Ruby red




RAL 8017
VR Chocolate brown




RAL 6005
VR Moss green



RAL 9005
VR Matt Jet Black




RAL 7037
VR Matt Dusty grey



VR Rough metallic
bronze



CR Chrome



CR S Satin chrome



LINKING DEVICE

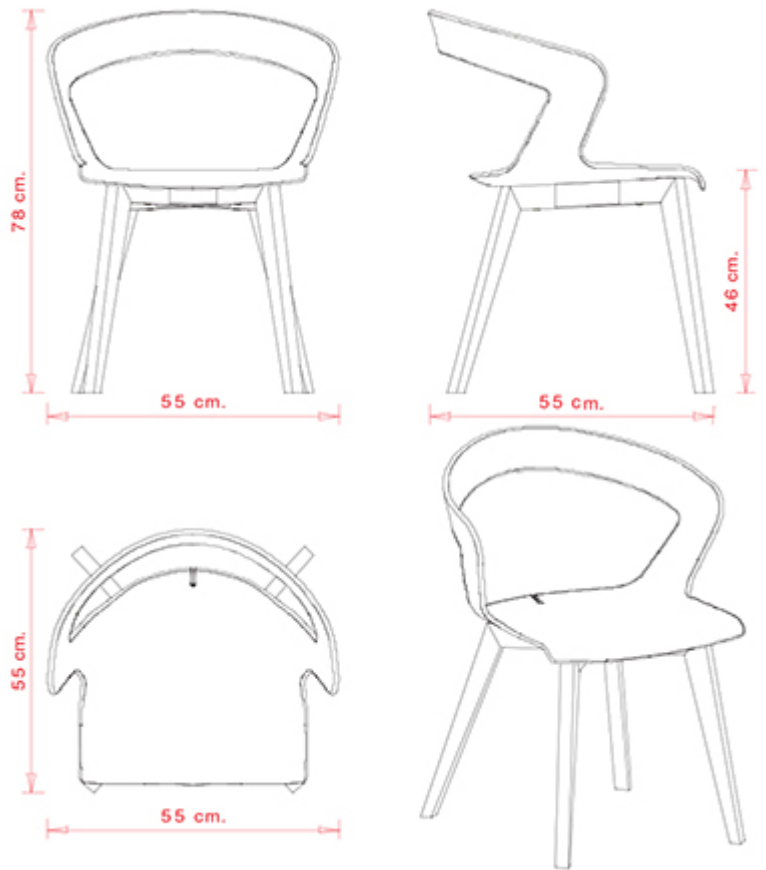
USES

coffee & restaurants, hotels, educational, entertainment, travel, office and waiting areas, retail, health care,

Ibis 139

IBIS COLLECTION:

Ibis 160, Ibis 002, Ibis 160-G, Ibis 139, Ibis 302, Ibis 302B, Ibis 303, Ibis 303B, Ibis 002-DP, Ibis 002-DR,



Armchair with 4 legs, beech wood frame. Techno-polymer shell.

WEIGHT

6 kg

PACK

0,34 m³


PIECES PER BOX

1

FINISHES SEATING

PP+PET


TECHNOPOLYMER, MULTI-LAYER VARIABLE DENSITY



RAL 9016 Traffic
white



RAL 9001 Cream




RAL 7016 Anthracite
grey



RAL 8017 Chocolate
brown



PANTONE 402 C
Turtle-dove



PANTONE 18-1438
Marsala



RAL 7000 Squirrel
grey

FRAMES

LE WOOD

Maple stained beech wood



Natural beech wood



Wengé stained beech wood




Black stained beech wood



'Canaletto' walnut stained beech wood



Oak stained beech wood



Stained according to sample

CERTIFICATIONS

- > ANSI/BIFMA X5.1-2011 - Par.11. Prove di fatica sulla seduta (20/08/16)
- > ANSI/BIFMA X5.1-2011 - Par.12. Stabilità (20/08/16)
- > ANSI/BIFMA X5.1-2011 - Par.16. Prove di fatica sullo schienale (05/09/16)
- > ANSI/BIFMA X5.1-2011 - Par.18. Sforzo statico sulla gambe (19/09/16)
- > ANSI/BIFMA X5.1-2011 - Par.6. Sforzo statico sullo schienale (06/07/16)
- > ANSI/BIFMA X5.1-2011 - Par.8. Caduta di un peso (12/07/16)
- > UNI/EN 16139:2013 - Prova 12. Carico statico gambe anteriori: 2-Usò estremo (07/06/13)
- > UNI/EN 16139:2013 - Prova 13. Carico statico gambe laterali: 2-Usò estremo (07/06/13)

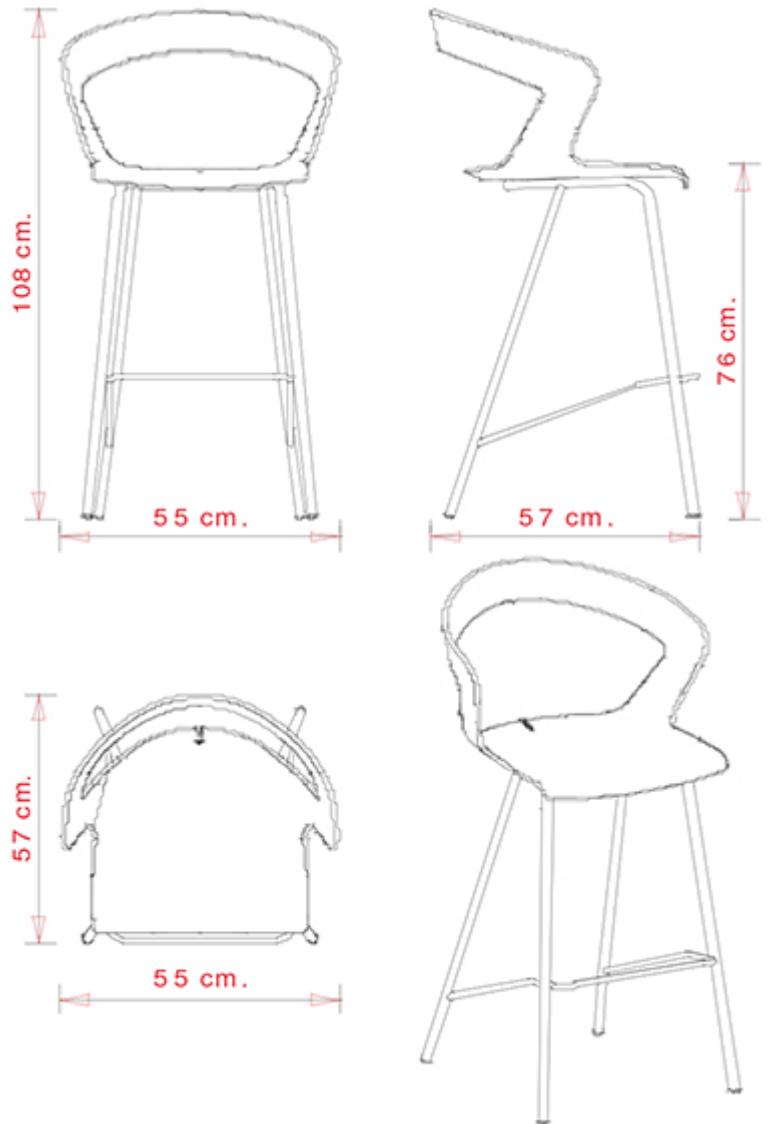
USES

coffee & restaurants, hotels, educational, entertainment, travel, office and waiting areas, retail, health care,

Ibis 302

IBIS COLLECTION:

Ibis 160, Ibis 002, Ibis 160-G, Ibis 139, Ibis 302, Ibis 302B, Ibis 303, Ibis 303B, Ibis 002-DP, Ibis 002-DR,



Barstool with 4 legs steel frame and techno-polymer shell.

WEIGHT

6,2 kg

PACK

0,37 m³


PIECES PER BOX

1

FINISHES SEATING

PP+PET


TECHNOPOLYMER, MULTI-LAYER VARIABLE DENSITY



RAL 9016 Traffic
white



RAL 9001 Cream




RAL 7016 Anthracite
grey



RAL 8017 Chocolate
brown



PANTONE 402 C
Turtle-dove



PANTONE 18-1438
Marsala



RAL 7000 Squirrel
grey

FRAMES


AC STEEL




RAL 9016
VR Traffic white




RAL 9010
VR Pure white




PANTONE 402 C
VR Turtle-dove




RAL 9006
VR White aluminium



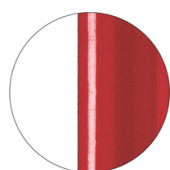
RAL 7016
VR Anthracite grey



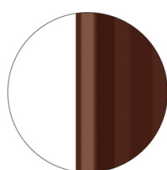
VR Pewter



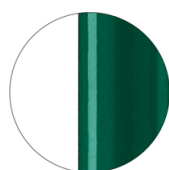
RAL 9005
VR Jet black




RAL 3003
VR Ruby red




RAL 8017
VR Chocolate brown




RAL 6005
VR Moss green



RAL 9005
VR Matt Jet Black




RAL 7037
VR Matt Dusty grey



VR Rough metallic
bronze



CR Chrome



CR S Satin chrome

USES

coffee & restaurants, hotels, educational, entertainment, travel, office and waiting areas, retail, health care,

Ibis 302B

IBIS COLLECTION:

Ibis 160, Ibis 002, Ibis 160-G, Ibis 139, Ibis 302, Ibis 302B, Ibis 303, Ibis 303B, Ibis 002-DP, Ibis 002-DR,




Barstool with 4 legs steel frame and techno-polymer shell. Seat height H 65 cm.

WEIGHT



5,9 Kg

PACK0,33 m³**PIECES PER BOX**

1

FINISHES SEATING**PP+PET****TECHNOPOLYMER, MULTI-LAYER VARIABLE DENSITY**RAL 9016 Traffic
white

RAL 9001 Cream

RAL 7016 Anthracite
greyRAL 8017 Chocolate
brownPANTONE 402 C
Turtle-dovePANTONE 18-1438
MarsalaRAL 7000 Squirrel
grey

FRAMES


AC STEEL




RAL 9016
VR Traffic white




RAL 9010
VR Pure white




PANTONE 402 C
VR Turtle-dove




RAL 9006
VR White aluminium



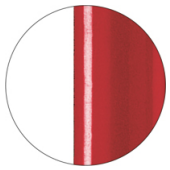
RAL 7016
VR Anthracite grey



VR Pewter



RAL 9005
VR Jet black




RAL 3003
VR Ruby red




RAL 8017
VR Chocolate brown




RAL 6005
VR Moss green




RAL 9005
VR Matt Jet Black




RAL 7037
VR Matt Dusty grey



VR Rough metallic
bronze



CR Chrome



CR S Satin chrome

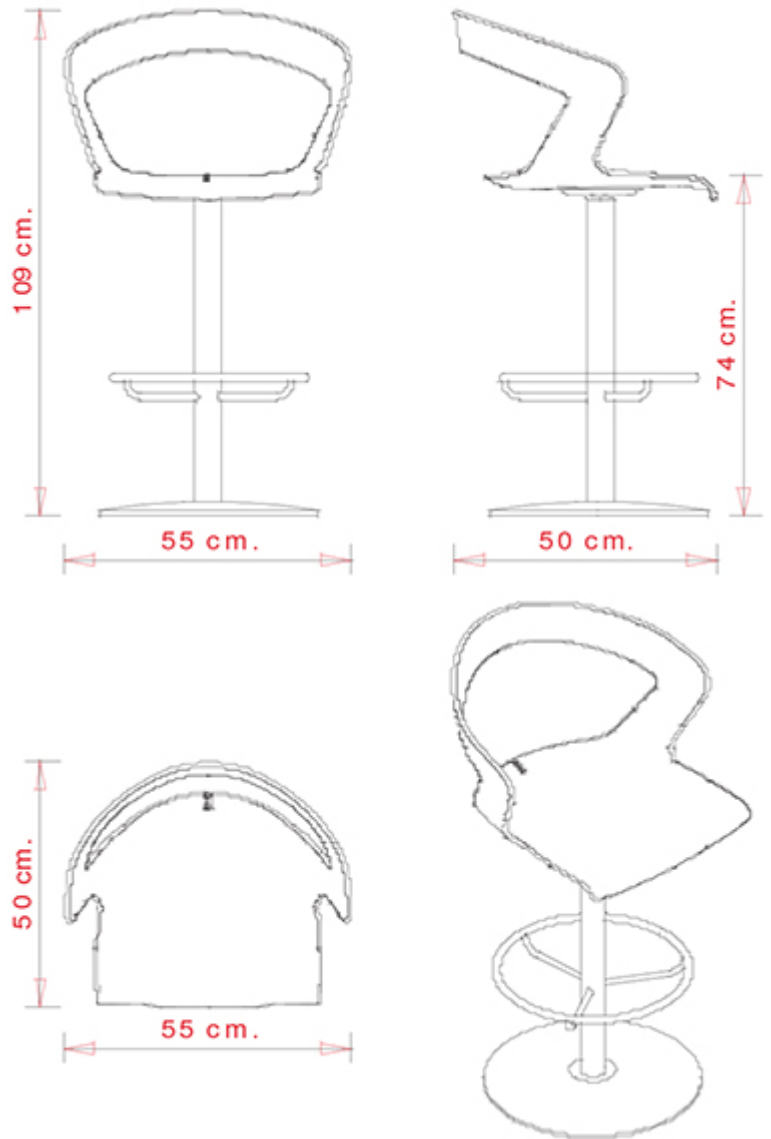
USES

coffee & restaurants, hotels, educational, entertainment, travel, office and waiting areas, retail, health care,

Ibis 303

IBIS COLLECTION:

Ibis 160, Ibis 002, Ibis 160-G, Ibis 139, Ibis 302, Ibis 302B, Ibis 303, Ibis 303B, Ibis 002-DP, Ibis 002-DR,



Swivel barstool with central steel base and techno-polymer shell.

WEIGHT

13,3 kg

PACK

0,37 m³


PIECES PER BOX

1

FINISHES SEATING

PP+PET


TECHNOPOLYMER, MULTI-LAYER VARIABLE DENSITY



RAL 9016 Traffic white



RAL 9001 Cream




RAL 7016 Anthracite grey



RAL 8017 Chocolate brown



PANTONE 402 C Turtle-dove



PANTONE 18-1438 Marsala



RAL 7000 Squirrel grey

FRAMES


AC STEEL




RAL 9016
VR Traffic white




RAL 9010
VR Pure white




PANTONE 402 C
VR Turtle-dove




RAL 9006
VR White aluminium



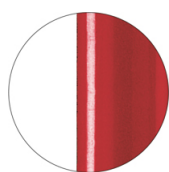
RAL 7016
VR Anthracite grey



VR Pewter



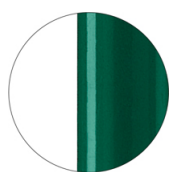
RAL 9005
VR Jet black




RAL 3003
VR Ruby red




RAL 8017
VR Chocolate brown




RAL 6005
VR Moss green



RAL 9005
VR Matt Jet Black



RAL 7037
VR Matt Dusty grey



VR Rough metallic
bronze



CR Chrome

USES

coffee & restaurants, hotels, educational, entertainment, travel, office and waiting areas, retail, health care,

Ibis 303B

IBIS COLLECTION:

Ibis 160, Ibis 002, Ibis 160-G, Ibis 139, Ibis 302, Ibis 302B, Ibis 303, Ibis 303B, Ibis 002-DP, Ibis 002-DR,




Swivel barstool with central steel base and techno-polymer shell. Version seat-height H 65 cm.

WEIGHT

13 Kg

PACK0,37 m³**PIECES PER BOX**


1

FINISHES SEATING**PP+PET TECHNOPYLIMER, MULTI-LAYER VARIABLE DENSITY**


RAL 9016 Traffic white



RAL 9001 Cream




RAL 7016 Anthracite grey



RAL 8017 Chocolate brown



PANTONE 402 C Turtle-dove



PANTONE 18-1438 Marsala



RAL 7000 Squirrel grey

FRAMES


AC STEEL




RAL 9016
VR Traffic white




RAL 9010
VR Pure white




PANTONE 402 C
VR Turtle-dove




RAL 9006
VR White aluminium



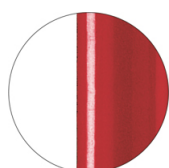
RAL 7016
VR Anthracite grey



VR Pewter



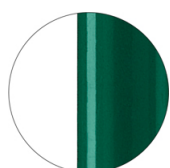
RAL 9005
VR Jet black




RAL 3003
VR Ruby red




RAL 8017
VR Chocolate brown




RAL 6005
VR Moss green



RAL 9005
VR Matt Jet Black



RAL 7037
VR Matt Dusty grey



VR Rough metallic
bronze



CR Chrome

USES

coffee & restaurants, hotels, educational, entertainment, travel, office and waiting areas, retail, health care,

Ibis 002-DP

IBIS COLLECTION:

Ibis 160, Ibis 002, Ibis 160-G, Ibis 139, Ibis 302, Ibis 302B, Ibis 303, Ibis 303B, Ibis 002-DP, Ibis 002-DR,




Swivel armchair with 5 ways aluminium frame. Techno-polymer shell.

WEIGHT




8,5 Kg

PACK0,50 m³**PIECES PER BOX**

1

FINISHES SEATING**PP+PET****TECHNOPOLYMER, MULTI-LAYER VARIABLE DENSITY**RAL 9016 Traffic
white

RAL 9001 Cream

RAL 7016 Anthracite
greyRAL 8017 Chocolate
brownPANTONE 402 C
Turtle-dovePANTONE 18-1438
MarsalaRAL 7000 Squirrel
grey


FRAMES

AL PSH POLISHED ALUMINIUM



Polished aluminium

AL VR PAINTED ALUMINIUM



RAL 9005
VR Jet black

USES

coffee & restaurants, hotels, educational, entertainment, travel, office and waiting areas, retail, health care,

Ibis 002-DR



IBIS COLLECTION:

Ibis 160, Ibis 002, Ibis 160-G, Ibis 139, Ibis 302, Ibis 302B, Ibis 303, Ibis 303B, Ibis 002-DP, Ibis 002-DR,



Swivel armchair with 5 ways on castors, aluminium frame. Technopolymer shell.

WEIGHT

8,5 Kg

PACK

0,50 m³


PIECES PER BOX

1

FINISHES SEATING

PP+PET

TECHNOPOLYMER, MULTI-LAYER VARIABLE DENSITY



RAL 9016 Traffic white



RAL 9001 Cream




RAL 7016 Anthracite grey




RAL 8017 Chocolate brown



PANTONE 402 C Turtle-dove



PANTONE 18-1438 Marsala



RAL 7000 Squirrel grey


FRAMES

AL PSH POLISHED ALUMINIUM



Polished aluminium

AL VR PAINTED ALUMINIUM



RAL 9005
VR Jet black

USES

coffee & restaurants, hotels, educational, entertainment, travel, office and waiting areas, retail, health care,